

U-MULTIRANK 2020

Australian Universities in Global Comparison



U-MULTIRANK 2020

U-Multirank is a unique, multidimensional and international ranking of higher education institutions. It compares university performance across teaching and learning, research, knowledge transfer, international orientation and regional engagement.

It is the largest and most inclusive ranking showcasing the diversity in higher education around the world. It is not a league table and does not use composite indicators, nor reputation weights. Therefore, there is no one best university in U-Multirank. The performance of a university is presented with individual scores – graded from 'A' (very good) to 'E' (weak) across the different areas.

U-Multirank's 2020 edition presents data on 40 Australian higher education institutions. For the full list of all universities from Australia included in U-Multirank, please visit our [website](#).

CONTENTS

3	AT A GLANCE: HOW DO AUSTRALIAN UNIVERSITIES FARE IN U-MULTIRANK?
4	WHICH ARE THE TOP PERFORMING UNIVERSITIES IN AUSTRALIA?
5	WHAT ARE THE PERFORMANCE PROFILES OF AUSTRALIA'S TOP SCORING UNIVERSITIES?
6	WHAT DO AUSTRALIAN UNIVERSITIES DO BEST?
7	HOW DO AUSTRALIAN UNIVERSI- TIES PERFORM GLOBALLY?
8	APPENDIX: HOW CAN DETAILED RESULTS BE PRESENTED?
9	WHAT IS U-MULTIRANK?

AT A GLANCE: HOW DO AUSTRALIAN UNIVERSITIES FARE IN U-MULTIRANK?

- The 2020 edition of U-Multirank covers 40 Australian universities. The Australian universities perform strongest in the Research and International Orientation dimensions, in which more than 60% of all indicator scores are above average, i.e. in rank groups 'A' (very good) or 'B' (good).
- With the University of Melbourne and the University of Notre Dame Australia, two (2) Australian universities are part of the 'Top 25 Performers' in the 2020 edition of U-Multirank in one of the following indicators: Melbourne is part of the Top 25 in terms of research publications (absolute numbers), whereas Notre Dame shows a strong commitment to regional joint publications.
- Australian universities with the highest number of top group positions ('A' scores) are the University of South Australia (12), the University of Queensland (11) and the University of Melbourne (10).



WHICH ARE THE TOP PERFORMING UNIVERSITIES IN AUSTRALIA?

University of South Australia received the highest number of 'A' (very good) scores on the institutional level for Australia in 2020.

In this section we highlight the universities receiving the highest number of 'A' (very good) scores on the institutional level for the respective country.

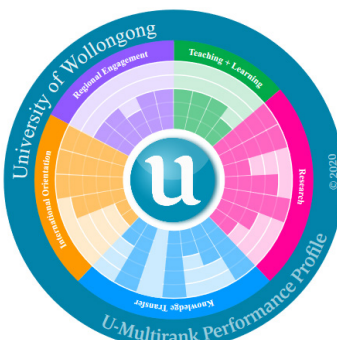

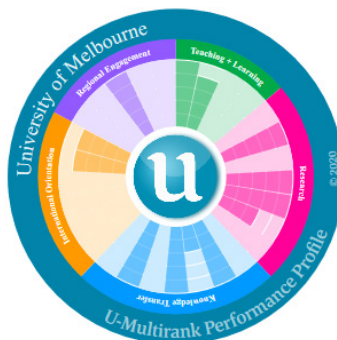
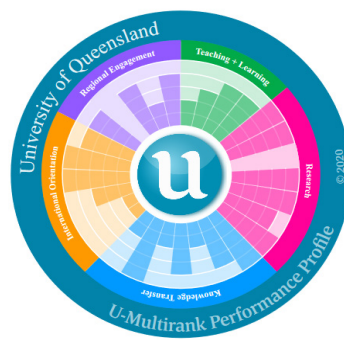
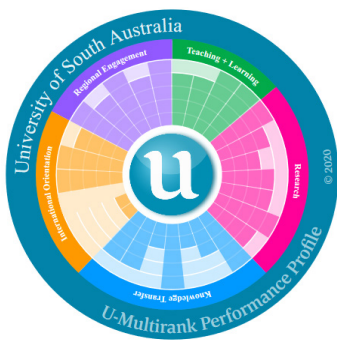
Although the number of 'A' scores shows top performance for the respective university, it does not imply one university is the 'best' in the country, as each university profile highlights different strengths.

Australian universities with the highest number of overall top scores in 2020	Total 'A' scores 2020	Total 'A' scores 2019
University of South Australia	12 ↓	13
University of Queensland	11 ↓	14
University of Melbourne	10 ↑	9
Queensland University of Technology	9 ↓	11
University of Wollongong	9 ↑	6

The list includes different profiles of institutions: comprehensive universities, as well as business schools and technical universities.

WHAT ARE THE PERFORMANCE PROFILES OF AUSTRALIA'S TOP SCORING UNIVERSITIES?

Using our unique sunburst chart, a clear picture is shown of the university's overall performance (the longer the bar, the higher the score).



U-MULTIRANK PRESENTS SUNBURSTS

The large sunburst chart for the University of Queensland shows a total score of 29. The indicators are numbered 1 through 29, corresponding to the legend below.

PERFORMANCE INDICATORS

TEACHING & LEARNING	1 Bachelor graduation rate 2 Masters graduation rate 3 Graduating on time (Bachelors) 4 Graduating on time (Masters)
RESEARCH	5 External research income 6 Research publications (size-normalized) 7 Art related output 8 Citation rate 9 Topiced publications 10 Interdisciplinary publications 11 Post-doc positions
KNOWLEDGE TRANSFER	12 Income from private sources 13 Co-publications with industrial partners 14 Patents awarded (size-normalized) 15 Industry co-patents 16 Spin-offs 17 Publications cited in patents 18 Income from continuous professional development
INTERNATIONAL ORIENTATION	19 Foreign language bachelor programmes 20 Foreign language master programmes 21 Student mobility 22 International academic staff 23 International doctorate degrees 24 International joint publications
REGIONAL ENGAGEMENT	25 Bachelor graduates working in the region 26 Student internships in the region 27 Regional joint publications 28 Income from regional sources 29 Master graduates working in the region

www.umultirank.org

*For a list of definitions and calculations of indicators, see our [Indicator Book](#).

WHAT DO AUSTRALIAN UNIVERSITIES DO BEST?

2 Australian universities have achieved a global Top 25 score in 2020

TOP 25 PERFORMING UNIVERSITIES IN RESEARCH PUBLICATIONS

By U-Multirank



In this list we present the U-Multirank 2020 top performers on the indicator 'research publications (absolute numbers)'. The number of publications in academic journals is a measure of the institution's research activity and its capability in producing research publications at the international level. Of course large universities have the potential to produce more publications.

America	Europe	Asia	Australia
11	6	7	1

- University of London (United Kingdom)
- Harvard University (United States)
- University of the Chinese Academy of Sciences (China)
- University of Toronto (Canada)
- Shanghai Jiao Tong University (China)
- Johns Hopkins University (United States)
- University of Oxford (United Kingdom)
- University of São Paulo (Brazil)
- University of Michigan (United States)
- Zhejiang University (China)
- Stanford University (United States)
- University College London (United Kingdom)
- Tsinghua University (China)
- University of Washington - Seattle (United States)
- Peking University (China)
- University of Cambridge (United Kingdom)
- The University of Tokyo (Japan)
- University of California, Los Angeles (United States)
- Columbia University (United States)
- Sorbonne University (France)
- Duke University (United States)
- University of Pennsylvania (United States)
- University of Melbourne (Australia)
- Imperial College London (United Kingdom)
- Seoul National University (Korea, Republic Of)

*The list is sorted by indicator scores in descending order; possible ties are not marked.






Globally Top Performing Australian Universities

In this section, U-Multirank presents the global Top 25 performers in a set of 10 indicators measuring different dimensions of performance. These lists highlight the 25 top-performing universities from around the world with the highest scores.

Australian universities that have achieved a global Top 25 score are listed under the respective categories:

Research Publications (Absolute numbers)

- [University of Melbourne](#)

Regional Joint Publications

- [University of Notre Dame](#)

**For the full lists of all global Top 25 performers, please visit our [website](#).*

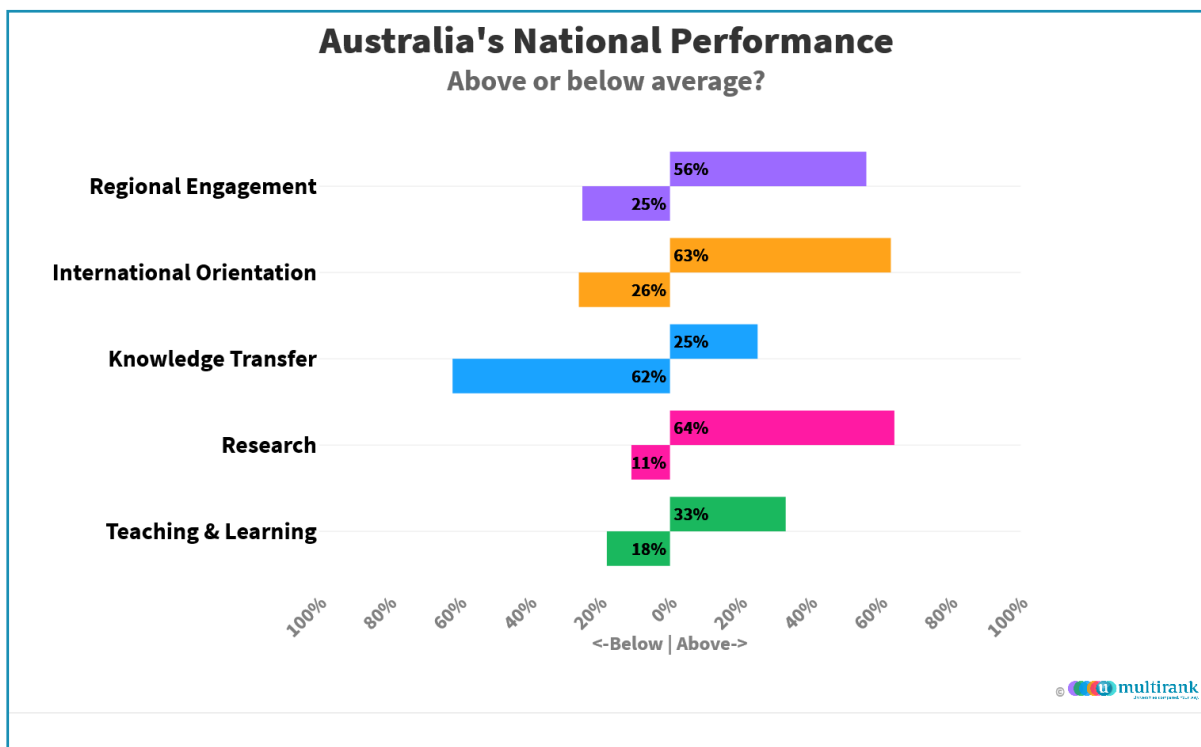
HOW DO AUSTRALIAN UNIVERSITIES PERFORM GLOBALLY?

Australian higher education institutions perform strongest in U-Multirank's International Orientation and Research dimensions.

Above or below average?

In this section we highlight the overall performance of Australian universities on the institutional level per U-Multirank dimension.

The below table shows the national breakdown of Australian universities and how they stand across the spectrum of above average (receiving a score of 'A' (very good) or 'B' (good)), or below average (receiving a score of 'D' (below average) or 'E' (weak)). In doing so, U-Multirank offers a clear picture on the countries strengths, and areas for improvement.



APPENDIX

DETAILED RESULTS

If you want to analyse further the performance of the universities in your country you can click the following links.

The below links lead directly to the national results pages where we pre-filtered the universities in your country into one list (for the university as a whole and for the subject areas included in U-Multirank so far). You can use the table to produce national rankings (see image below), or for personalised interactive analyses with the data.

If you're interested in tailor-made tables (institutional level, subject level, or with a specific focus in mind, such as internationalisation), please contact us, at info@umultirank.org. These links are also accessible via your country's 'Study in' page.

22.5.2020 see.umultirank.org		Teaching & Learning		Research		Knowledge Transfer		International Orientation		Regional Engagement	
Level of study: bachelor master Regions: Australia		Bachelor graduation rate	Graduating on time (masters)	Citation rate	Research publications (size-normalised)	Co-publications with industrial partners	Patents awarded (size-normalised)	Student mobility	International joint publications	Bachelor graduates working in the region	Regional joint publications
University of Melbourne	AU	A	-	A	A	A	D	-	B	-	A
University of South Australia	AU	B	A	B	B	C	D	-	B	A	A
University of Adelaide	AU	B	-	A	A	B	D	-	B	-	A
Monash University	AU	B	-	A	A	B	D	-	B	-	A
University of Western Australia	AU	B	-	B	A	B	D	-	A	-	A
University of New South Wales	AU	B	-	A	A	C	D	-	B	-	A
University of Sydney	AU	C	-	A	A	B	D	-	B	-	A
Australian Catholic University	AU	C	D	A	D	D	E	D	B	A	A
Australian National University	AU	B	-	A	A	D	D	-	A	-	D
Swinburne University of Technology	AU	D	-	A	C	C	D	-	A	-	A
University of Queensland	AU	D	B	A	A	B	D	C	B	B	B
Queensland University of Technology	AU	C	B	B	B	C	D	C	B	A	A

U-Multirank's National University Rankings 2020-2021 – Australia

- [Institutional Rankings](#)

- [Political Science Rankings \(updated\)](#)
- [Social Geography Rankings \(new\)](#)
- [Sociology Rankings \(updated\)](#)

U-Multirank's Subject Rankings 2020-2021 – Australia

- [Business Studies Rankings \(updated\)](#)
- [Earth Sciences/ Geology Rankings \(new\)](#)
- [Economics Rankings \(updated\)](#)
- [Education Rankings \(updated\)](#)
- [History Rankings \(updated\)](#)
- [International Law Rankings \(new\)](#)
- [Linguistics Rankings \(new\)](#)

Press materials:

- [Advanced press release \(includes graphics and tables for download in Appendix\)](#)
- [FAQ](#)
- [Overview Infographic 2020](#)



WHAT IS U-MULTIRANK?

U-Multirank is a multidimensional, user-driven approach to international ranking of higher education institutions. It compares the performances of higher education institutions – in short: universities – in the five dimensions of university activity:

(1) teaching and learning, (2) research, (3) knowledge transfer, (4) international orientation and (5) regional engagement.

The U-Multirank web tool enables comparisons at the level of the university as a whole and at the level of specific study programmes. Based on empirical data, U-Multirank compares institutions with similar institutional profiles ('like-with-like') and allows users to develop their own personalised rankings by selecting indicators in terms of their own preferences.

Based on the results of a feasibility study covering 150 universities which was carried out in 2010/11, the European Commission decided to fund the implementation of U-Multirank. This roll out is carried out by a consortium led by Professor Frans van Vught of the Center for Higher Education Policy Studies (CHEPS), University of Twente in the Netherlands and Professor Frank Ziegele of the Centre for Higher Education (CHE) in Germany as well as the Centre for Science and Technology Studies (CWTS) from Leiden University, Fundacion CYD and Folge 3. U-Multirank is funded by the European Commission, the Bertelsmann Foundation and Banco Santander. The consortium also works closely with a range of national ranking partners and stakeholder organisations.

The work of the U-Multirank consortium is overseen by an Advisory Board.



Funded by:

| BertelsmannStiftung



CONTACT US

info@umultirank.org
P.O. Box 105
33311, Guetersloh, Germany
Tel.: +49 (0) 5241 9761 58
Fax: +49 (0) 5241 9761 40



WWW.UMULTIRANK.ORG