

# U-MULTIRANK 2021

Belgian Universities in Global Comparison



## U-MULTIRANK 2021

U-Multirank is a unique, multi-dimensional and international ranking of higher education institutions. It compares university performance across teaching and learning, research, knowledge transfer, international orientation and regional engagement. It is the largest and most inclusive ranking showcasing the diversity in higher education around the world. It is not a league table and does not use composite indicators, nor reputation weights. Therefore, there is no one best university in U-Multirank. The performance of a university is presented with individual scores – graded from 'A' (very good) to 'E' (weak) across the different areas.

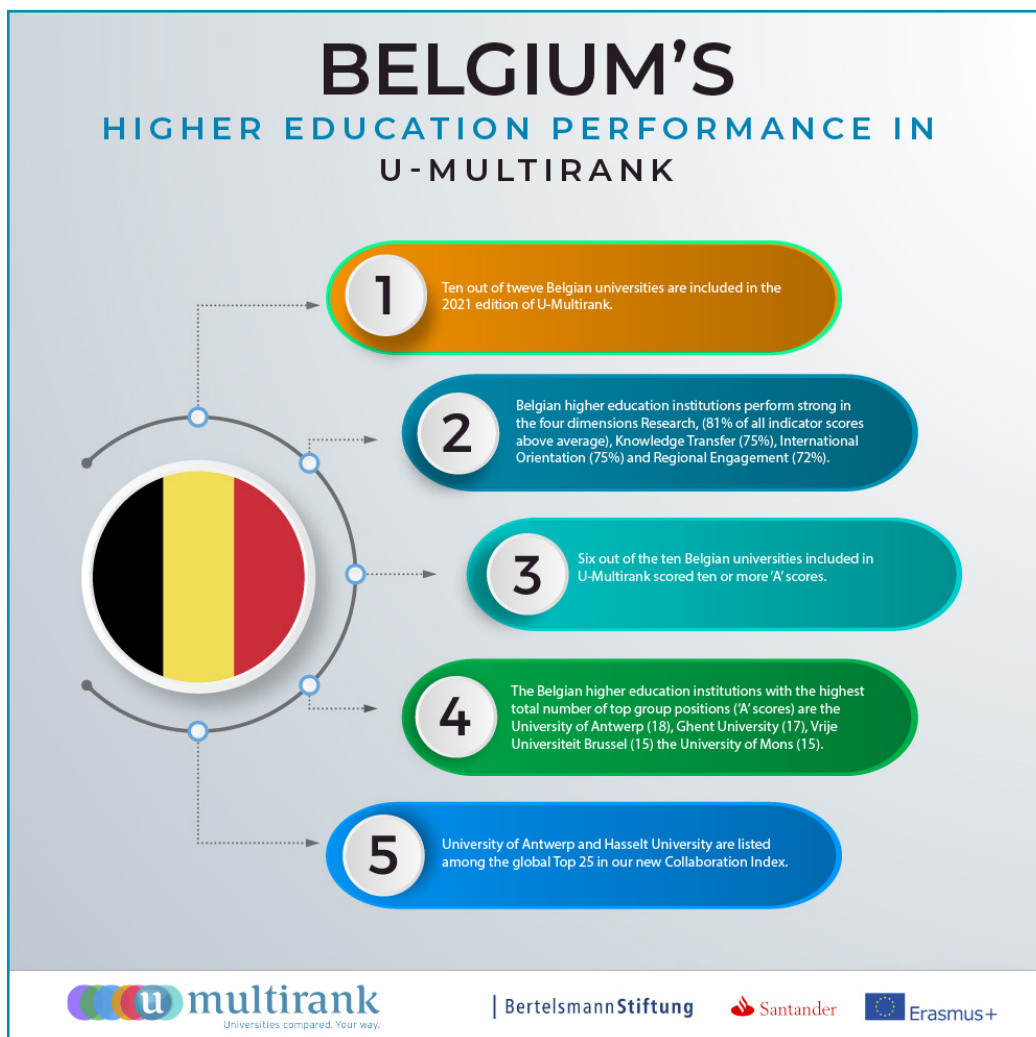
U-Multirank's 2021 edition presents data on 10 Belgian higher education institutions. For the full list of all universities from Belgium included in U-Multirank, please visit our [website](#).

# CONTENTS

|   |  |
|---|--|
| 3 | AT A GLANCE:<br>HOW DO BELGIAN UNIVERSITIES<br>FARE IN U-MULTIRANK?          |
| 4 | WHICH ARE THE TOP PERFORMING<br>UNIVERSITIES IN BELGIUM?                     |
| 5 | WHAT ARE THE PERFORMANCE<br>PROFILES OF BELGIUM<br>TOP SCORING UNIVERSITIES? |
| 6 | WHAT DO BELGIAN<br>UNIVERSITIES DO BEST?                                     |
| 7 | HOW DO BELGIAN UNIVERSITIES<br>PERFORM GLOBALLY?                             |
| 8 | APPENDIX: HOW CAN DETAILED<br>RESULTS BE PRESENTED?                          |
| 9 | WHAT IS U-MULTIRANK?   |

## AT A GLANCE: HOW DO BELGIAN UNIVERSITIES FARE IN U-MULTIRANK?

- Ten out of twelve Belgian universities are presented in U-Multirank.
- Belgian higher education institutions perform strong in the four dimensions Research, (81% of all indicator scores above average), Knowledge Transfer (75%), International Orientation (75%) and Regional Engagement (72%).
- Six out of the ten Belgian universities included in U-Multirank scored ten or more 'A' scores.
- The Belgian higher education institutions with the highest total number of top group positions ('A' scores) are the University of Antwerp (18), Ghent University (17), Vrije Universiteit Brussel (15) the University of Mons (15).
- University of Antwerp and Hasselt University are listed among the global Top 25 in our new Collaboration Index.



## WHICH ARE THE TOP PERFORMING UNIVERSITIES IN BELGIUM?

University of Antwerp received the highest number of 'A' (very good) scores on the institutional level for Belgium in 2021.

In this section we highlight the universities receiving the highest number of 'A' (very good) scores on the institutional level for the respective country.

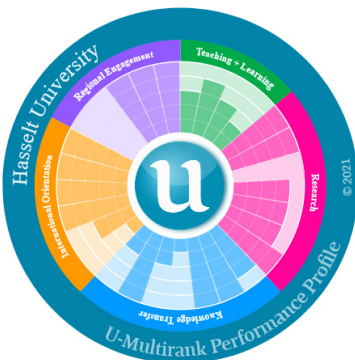
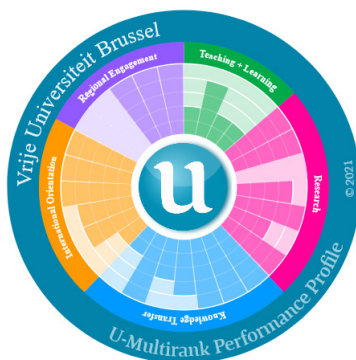
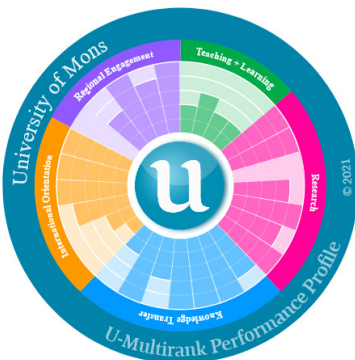
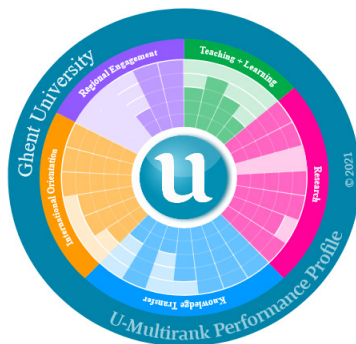
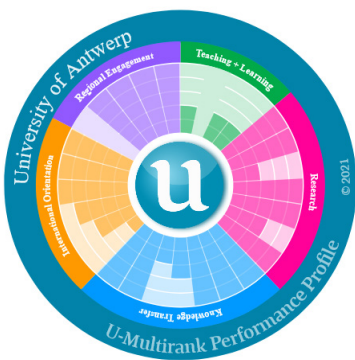
Although the number of 'A' scores shows top performance for the respective university, it does not imply one university is the 'best' in the country, as each university profile highlights different strengths.

| Belgian universities with the highest number of overall top scores in 2021 | Total 'A' scores 2021 | Total 'A' scores 2020 |
|--|-----------------------|-----------------------|
| <a href="#">University of Antwerp</a>                                      | 18 ↑                  | 17                    |
| <a href="#">Ghent University</a>   | 17 ↑                  | 14                    |
| <a href="#">University of Mons</a>   | 15 ↑                  | 13                    |
| <a href="#">Vrije Universiteit Brussel</a>                                 | 15 =                  | 15                    |
| <a href="#">Hasselt University</a>   | 13 =                  | 13                    |

The list includes different profiles of institutions: comprehensive universities, as well as business schools and technical universities.

# WHAT ARE THE PERFORMANCE PROFILES OF BELGIUM'S TOP SCORING UNIVERSITIES?

Using our unique sunburst chart, a clear picture is shown of the university's overall performance (the longer the bar, the higher the score).



## U-MULTIRANK PRESENTS SUNBURSTS

U-Multirank Performance Profile for Ghent University. The sunburst chart shows performance across five categories: Teaching + Learning (green), Research (pink), Knowledge Transfer (blue), International Orientation (orange), and Regional Engagement (purple). The bars represent scores for 29 indicators, with the longest bars indicating the highest scores.

### PERFORMANCE INDICATORS

|                                  |  |
|----------------------------------|--|
| <b>TEACHING &amp; LEARNING</b>   | 1 Bachelor graduation rate                         |
|                                  | 2 Masters graduation rate                          |
|                                  | 3 Graduating on time (Bachelors)                   |
|                                  | 4 Graduating on time (Masters)                     |
| <b>RESEARCH</b>                  | 5 External research income                         |
|                                  | 6 Research publications (size-normalized)          |
|                                  | 7 Art related output                               |
|                                  | 8 Citation rate                                    |
|                                  | 9 Topiced publications                             |
|                                  | 10 Interdisciplinary publications                  |
|                                  | 11 Post-doc positions                              |
| <b>KNOWLEDGE TRANSFER</b>        | 12 Income from private sources                     |
|                                  | 13 Co-publications with industrial partners        |
|                                  | 14 Patents awarded (size-normalized)               |
|                                  | 15 Industry co-patents                             |
|                                  | 16 Spin-offs                                       |
|                                  | 17 Publications cited in patents                   |
|                                  | 18 Income from continuous professional development |
|                                  | 19 Foreign language bachelor programmes            |
| <b>INTERNATIONAL ORIENTATION</b> | 20 Foreign language master programmes              |
|                                  | 21 Student mobility                                |
|                                  | 22 International academic staff                    |
|                                  | 23 International doctorate degrees                 |
|                                  | 24 International joint publications                |
| <b>REGIONAL ENGAGEMENT</b>       | 25 Bachelor graduates working in the region        |
|                                  | 26 Student internships in the region               |
|                                  | 27 Regional joint publications                     |
|                                  | 28 Income from regional sources                    |
|                                  | 29 Master graduates working in the region          |

[www.umultirank.org](http://www.umultirank.org)

For a list of definitions and calculations of indicators, see our [Indicator Book](#).

# WHAT DO BELGIAN UNIVERSITIES DO BEST?

Two Belgian universities have achieved a global Top 25 score in  
2021

## TOP 25 PERFORMING UNIVERSITIES IN COLLABORATION

By U-Multirank



For the first time we present a top 25 list of institutions who are strong in collaboration, both with other universities and with industry. The list is based on the U-Multirank Collaboration Index taking into account research partnerships, students in joint degree programmes, international co-publications, co-patents with industry, co-publications with industry, regional co-publications, and students in internships. As the list is based on this multi-variate index, some institutions do not have scores due to the lack of data on one or more indicators.



- Bordeaux INP (France)
- Daugavpils University (Latvia)
- École de technologie supérieure (France)
- EDHEC Business School (France)
- ESIEE PARIS - School of Engineering (France)
- ESSEC Business School (France)
- Hasselt University (Belgium)
- Institut Agro (France)
- Lusófona University (Portugal)
- Management Center Innsbruck MCI (Austria)
- Moscow Institute of Physics and Technology (Russian Federation)
- National and Kapodistrian University of Athens (Greece)
- National Research Nuclear University MEPhI (Russian Federation)
- National University of Mongolia (Mongolia)
- Osaka University (Japan)
- Polytechnic Institute of Coimbra (Portugal)
- Polytechnic Institute of Lisbon (Portugal)
- Polytechnique Montreal (Canada)
- Reutlingen University of Applied Science (Germany)
- Strathmore University (Kenya)
- Tomsk State Pedagogical University (Russian Federation)
- Toulouse INP (France)
- University of Antwerp Belgium
- University of Bergen (Norway)
- University of Nova Gorica (Slovenia)

\*The list is sorted alphabetically; possible ties are not marked.



BertelsmannStiftung | Santander | Erasmus+

## Globally Top Performing Austrian Universities

In this section, U-Multirank presents the global Top 25 performers in a set of 10 indicators measuring different dimensions of performance. These lists highlight the 25 top-performing universities from around the world with the highest scores.

Austrian universities that have achieved a global Top 25 score are listed under the respective categories:

### Collaboration index

- [University of Antwerp](#)
- [Hasselt University](#)

*\*For the full lists of all global Top 25 performers, please visit our [website](#).*

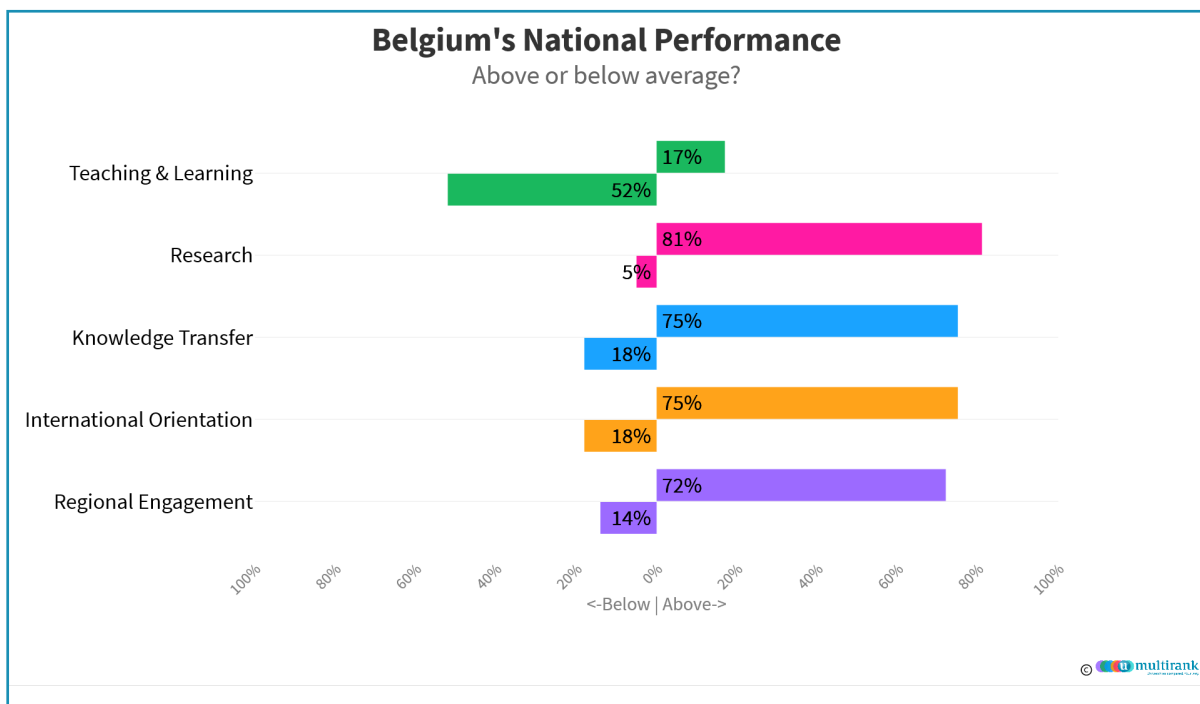
# HOW DO BELGIAN UNIVERSITIES PERFORM GLOBALLY?

Belgian higher education institutions perform strongest in U-Multirank's Research dimension.

## Above or below average?

In this section we highlight the overall performance of Belgian universities on the institutional level per U-Multirank dimension.

The below table shows the national breakdown of Belgian universities and how they stand across the spectrum of above average (receiving a score of 'A' (very good) or 'B' (good)), or below average (receiving a score of 'D' (below average) or 'E' (weak)). In doing so, U-Multirank offers a clear picture on the countries strengths, and areas for improvement.



# APPENDIX

## DETAILED RESULTS

If you want to analyse further the performance of the universities in your country you can click the following links.

The below links lead directly to the national results pages where we pre-filtered the universities in your country into one list (for the university as a whole and for the subject areas included in U-Multirank so far). You can use the table to produce national rankings (see image below), or for personalised interactive analyses with the data.

If you're interested in tailor-made tables (institutional level, subject level, or with a specific focus in mind, such as internationalisation), please contact us, at [info@umultirank.org](mailto:info@umultirank.org). These links are also accessible via your country's 'Study in' page.

| University Your selection: 10 universities         |    |                          |                              |               |   |  |                                   |                           |                                  |  |                             |
|--|----|--------------------------|------------------------------|---------------|---|--|-----------------------------------|---------------------------|----------------------------------|--|-----------------------------|
| Level of study: bachelor, master Regions: Belgium, |    |                          |                              |               |   |  |                                   |                           |                                  |  |                             |
| 8.9.2021<br>dev.umultirank.org                     |    | Teaching & Learning      |                              | Research      |   | Knowledge Transfer                       |                                   | International Orientation |                                  | Regional Engagement                      |                             |
|  |    | Bachelor graduation rate | Graduating on time (masters) | Citation rate | Research publications (size-normalised) | Co-publications with industrial partners | Patents awarded (size-normalised) | Student mobility          | International joint publications | Bachelor graduates working in the region | Regional joint publications |
| Hasselt University                                 | BE | C                        | D                            | B             | A                                       | A  | A                                 | A                         | A                                | -  | A                           |
| University of Antwerp                              | BE | D                        | D                            | A             | A                                       | A  | A                                 | B                         | A                                | -  | A                           |
| Catholic University of Leuven                      | BE | -                        | -                            | A             | A                                       | A  | A                                 | -                         | A                                | -  | A                           |
| Vrije Universiteit Brussel                         | BE | D                        | D                            | B             | A                                       | A  | A                                 | B                         | A                                | -  | A                           |
| Université de Mons                                 | BE | D                        | D                            | B             | A                                       | A  | A                                 | B                         | A                                | x  | A                           |
| Ghent University                                   | BE | C                        | D                            | A             | A                                       | A  | A                                 | B                         | A                                | -  | D                           |
| Université libre de Bruxelles                      | BE | -                        | -                            | B             | A                                       | A  | A                                 | x                         | A                                | -  | A                           |
| Université catholique de Louvain                   | BE | -                        | -                            | A             | A                                       | A  | D                                 | -                         | A                                | -  | A                           |
| Université de Liège                                | BE | -                        | -                            | B             | A                                       | A  | A                                 | x                         | A                                | -  | D                           |
| Université de Namur                                | BE | D                        | B                            | B             | B                                       | B  | D                                 | B                         | A                                | E  | C                           |

### U-Multirank's National University Rankings 2021-2022 – Belgium

- [Institutional Rankings](#)

- [Pharmacy \(updated\)](#)
- [Psychology \(updated\)](#)
- [Social Work \(updated\)](#)

### U-Multirank's Subject Rankings 2021-2022 – Belgium

- [Agriculture \(NEW\)](#)
- [Veterinary Science \(NEW\)](#)
- [Dentistry \(updated\)](#)
- [Medicine \(updated\)](#)
- [Nursing \(updated\)](#)

\* to view, select the respective study subject, then select either 'filter by country', or 'go straight to the comparison'.

### Press materials:

- [Advanced press release \(includes graphics and tables for download in Appendix\)](#)
- [FAQ](#)
- [Overview Infographic 2021](#)





## WHAT IS U-MULTIRANK?

U-Multirank is a multidimensional, user-driven approach to international ranking of higher education institutions. It compares the performances of higher education institutions – in short: universities – in the five dimensions of university activity:

(1) teaching and learning, (2) research, (3) knowledge transfer, (4) international orientation and (5) regional engagement.

The U-Multirank web tool enables comparisons at the level of the university as a whole and at the level of specific study programmes. Based on empirical data, U-Multirank compares institutions with similar institutional profiles ('like-with-like') and allows users to develop their own personalised rankings by selecting indicators in terms of their own preferences.

Based on the results of a feasibility study covering 150 universities which was carried out in 2010/11, the European Commission decided to fund the implementation of U-Multirank. This roll out is carried out by a consortium led by Professor Frans van Vught of the Center for Higher Education Policy Studies (CHEPS), University of Twente in the Netherlands and Professor Frank Ziegele of the Centre for Higher Education (CHE) in Germany as well as the Centre for Science and Technology Studies (CWTS) from Leiden University and Fundacion CYD. U-Multirank is funded by the European Commission, the Bertelsmann Foundation and Banco Santander. The consortium also works closely with a range of national ranking partners and stakeholder organisations.

The work of the U-Multirank consortium is overseen by an Advisory Board.



Funded by:

| BertelsmannStiftung



## CONTACT US

info@umultirank.org  
P.O. Box 105  
33311, Guetersloh, Germany  
Tel.: +49 (0) 5241 9761 58  
Fax: +49 (0) 5241 9761 40



[WWW.UMULTIRANK.ORG](http://WWW.UMULTIRANK.ORG)