

U-MULTIRANK 2021

British Universities in Global Comparison



U-MULTIRANK 2021

U-Multirank is a unique, multi-dimensional and international ranking of higher education institutions. It compares university performance across teaching and learning, research, knowledge transfer, international orientation and regional engagement. It is the largest and most inclusive ranking showcasing the diversity in higher education around the world. It is not a league table and does not use composite indicators, nor reputation weights. Therefore, there is no one best university in U-Multirank. The performance of a university is presented with individual scores – graded from 'A' (very good) to 'E' (weak) across the different areas.

U-Multirank's 2021 edition presents data on 165 British higher education institutions. For the full list of all universities from the United Kingdom included in U-Multirank, please visit our [website](#).

CONTENTS

3	AT A GLANCE: HOW DO BRITISH UNIVERSITIES FARE IN U-MULTIRANK?
4	WHICH ARE THE TOP PERFORMING UNIVERSITIES IN THE UNITED KINGDOM?
5	WHAT ARE THE PERFORMANCE PROFILES OF THE UK'S TOP SCORING UNIVERSITIES?
6	WHAT DO BRITISH UNIVERSITIES DO BEST?
8	HOW DO BRITISH UNIVERSITIES PERFORM GLOBALLY?
9	APPENDIX: HOW CAN DETAILED RESULTS BE PRESENTED?
10	WHAT IS U-MULTIRANK?

AT A GLANCE: HOW DO BRITISH UNIVERSITIES FARE IN U-MULTIRANK?

- In 2021, U-Multirank covers 165 higher education institutions, which is a full coverage.
- In global perspective, UK universities are strong in the Teaching & Learning and International Orientation dimensions.
- The strong performance of UK universities is shown by the fact that 28 universities reached top positions ('A' scores) in ten or more indicators. These universities received their top scores across all five U-Multirank dimensions.
- Across the five U-Multirank performance dimensions, the institutions with the highest number of 15 top scores are: University of Cambridge (15), Cranfield University, Imperial College London, King's College London, University College London (each 14), followed by the universities Southampton, Manchester, and Oxford (each 13).
- In our selection of ten indicators, eight UK universities received 16 global 'Top 25 Performers' entries. Two universities are listed for three indicators: The Institute of Cancer Research (Co-Publications with Industrial Partners, Regional Joint Publications, and Top Cited Publications) and the London School of Hygiene and Tropical Medicine (International Joint Publications, Open Access Publications, Patents Awarded (size-normalised)). The highest number of UK universities are listed for Research Publications – absolute number (5) and Top-cited Publications (5).



WHICH ARE THE TOP PERFORMING UNIVERSITIES IN THE UNITED KINGDOM?

University of Cambridge received the highest number of 'A' (very good) scores on the institutional level for the United Kingdom in 2021.

In this section we highlight the universities receiving the highest number of 'A' (very good) scores on the institutional level for the respective country.

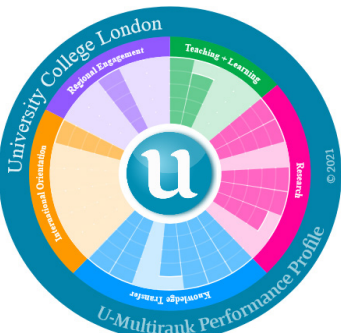
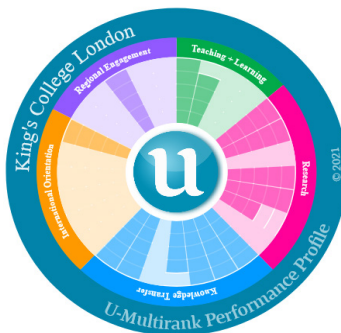
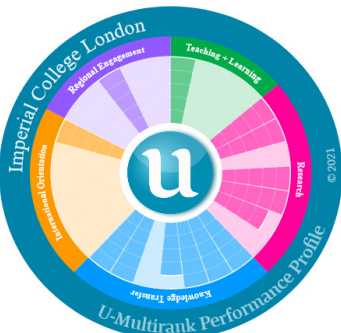
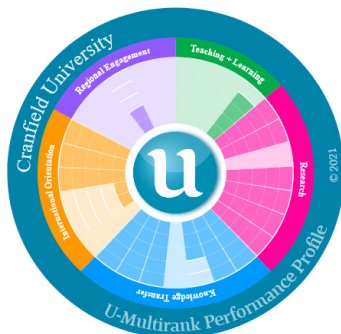
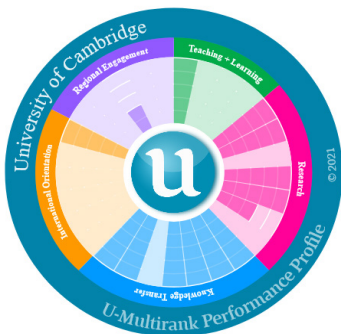
Although the number of 'A' scores shows top performance for the respective university, it does not imply one university is the 'best' in the country, as each university profile highlights different strengths.

British universities with the highest number of overall top scores in 2021	Total 'A' scores 2021	Total 'A' scores 2020
<u>University of Cambridge</u>	15 ↑	14
<u>Cranfield University</u>	14 ↑	10
<u>Imperial College London</u>	14 ↑	13
<u>King's College London</u>	14 ↓	15
<u>University College London</u>	14 ↓	15

The list includes different profiles of institutions: comprehensive universities, as well as business schools and technical universities.

WHAT ARE THE PERFORMANCE PROFILES OF THE UK'S TOP SCORING UNIVERSITIES?

Using our unique sunburst chart, a clear picture is shown of the university's overall performance (the longer the bar, the higher the score).



U-MULTIRANK PRESENTS SUNBURSTS

A large sunburst chart for the University of Cambridge, identical to the one in the top left, but with the 29 indicators numbered 1 through 29. The chart is divided into five main categories: Teaching + Learning (green), Research (pink), Knowledge Transfer (blue), International Orientation (orange), and Regional Engagement (purple).

PERFORMANCE INDICATORS

TEACHING & LEARNING	1 Bachelor graduation rate
	2 Masters graduation rate
	3 Graduating on time (Bachelors)
	4 Graduating on time (Masters)
RESEARCH	5 External research income
	6 Research publications (size-normalized)
	7 Art related output
	8 Citation rate
	9 Topcited publications
	10 Interdisciplinary publications
	11 Post-doc positions
KNOWLEDGE TRANSFER	12 Income from private sources
	13 Co-publications with industrial partners
	14 Patents awarded (size-normalized)
	15 Industry co-patents
	16 Spin-offs
	17 Publications cited in patents
	18 Income from continuous professional development
	19 Foreign language bachelor programmes
INTERNATIONAL ORIENTATION	20 Foreign language master programmes
	21 Student mobility
	22 International academic staff
	23 International doctorate degrees
	24 International joint publications
REGIONAL ENGAGEMENT	25 Bachelor graduates working in the region
	26 Student internships in the region
	27 Regional joint publications
	28 Income from regional sources
	29 Master graduates working in the region

www.umultirank.org

*For a list of definitions and calculations of indicators, see our [Indicator Book](#).

WHAT DO BRITISH UNIVERSITIES DO BEST?

Eight British universities have achieved a global Top 25 score in
2021

TOP 25 PERFORMING UNIVERSITIES IN RESEARCH PUBLICATIONS

By U-Multirank



In this list we present the U-Multirank 2021 top performers on the indicator 'research publications (absolute numbers)'.

The number of publications in academic journals is a measure of the institution's research activity and its capability in producing research publications at the international level. Of course large universities have the potential to produce more publications.

America

11

Europe

5

Asia

8

Australia

1

- Beijing University (China)
- Columbia University (United States)
- Duke University (United States)
- Harvard University (United States)
- Imperial College London (United Kingdom)
- Johns Hopkins University (United States)
- Seoul National University (Korea, Republic Of)
- Shanghai Jiao Tong University (China)
- Stanford University (United States)
- Sun Yat-sen University (China)
- The University of Tokyo (Japan)
- Tsinghua University (China)
- University College London (United Kingdom)
- University of California, Los Angeles (United States)

- University of Cambridge (United Kingdom)
- University of London (United Kingdom)
- University of Melbourne (Australia)
- University of Michigan (United States)
- University of Oxford (United Kingdom)
- University of Pennsylvania (United States)
- University of São Paulo (Brazil)
- University of the Chinese Academy of Sciences (China)
- University of Toronto (Canada)
- University of Washington - Seattle (United States)
- Zhejiang University (China)

*The list is sorted alphabetically; possible ties are not marked.



BertelsmannStiftung | Santander | Erasmus+

Globally Top Performing British Universities

In this section, U-Multirank presents the global Top 25 performers in a set of 10 indicators measuring different dimensions of performance. These lists highlight the 25 top-performing universities from around the world with the highest scores.

British universities that have achieved a global Top 25 score are listed under the respective categories:

Co-publications with industrial partners

- [The Institute of Cancer Research](#)

International joint publications

- [London Business School](#)
- [London School of Hygiene and Tropical Medicine](#)

Open access publications

- [London School of Hygiene and Tropical Medicine](#)

Patents awarded

- [London School of Hygiene and Tropical Medicine](#)

Regional joint publications

- [The Institute of Cancer Research](#)

WHAT DO BRITISH UNIVERSITIES DO BEST?

Eight British universities have achieved a global Top 25 score in
2021

Globally Top Performing British Universities

Research publications

- [Imperial College London](#)
- [University College London](#)
- [University of Cambridge](#)
- [University of London](#)
- [University of Oxford](#)

Top cited publications

- [London Business School](#)
- [The Institute of Cancer Research](#)
- [University College London](#)
- [University of Cambridge](#)
- [University of Oxford](#)

**For the full lists of all global Top 25 performers,
please visit our [website](#).*

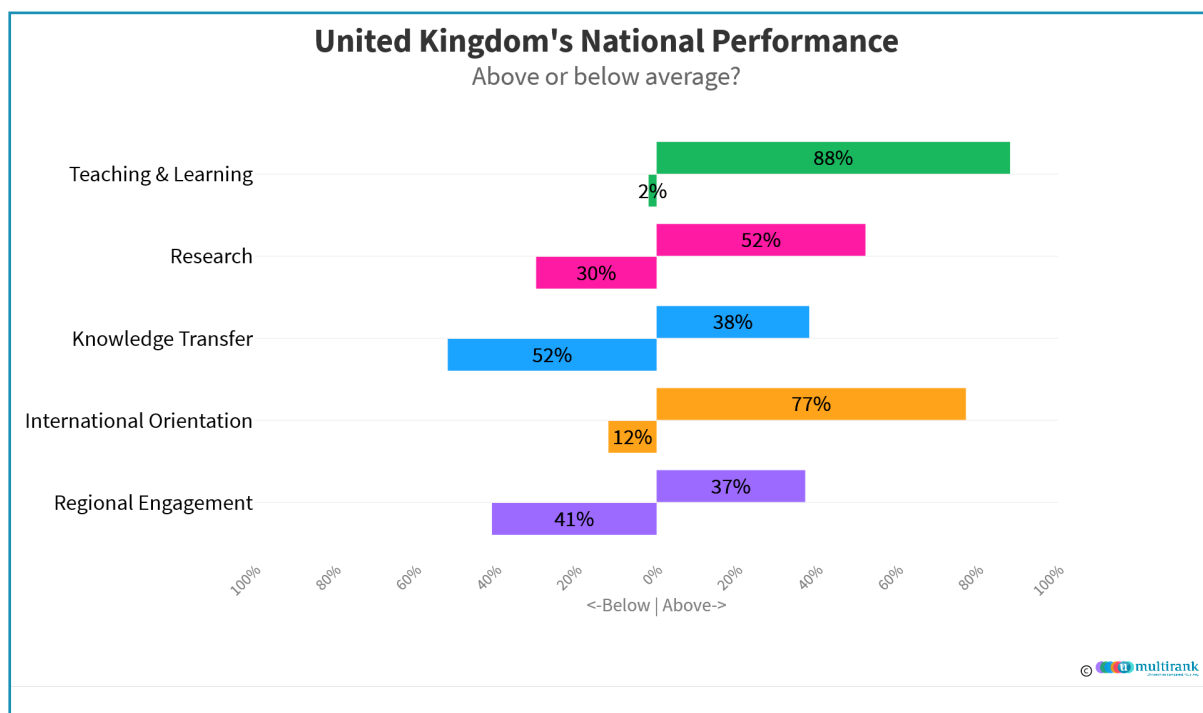
HOW DO BRITISH UNIVERSITIES PERFORM GLOBALLY?

British higher education institutions perform strongest in U-Multirank's Teaching & Learning dimension.

Above or below average?

In this section we highlight the overall performance of British universities on the institutional level per U-Multirank dimension.

The below table shows the national breakdown of British universities and how they stand across the spectrum of above average (receiving a score of 'A' (very good) or 'B' (good)), or below average (receiving a score of 'D' (below average) or 'E' (weak)). In doing so, U-Multirank offers a clear picture on the countries strengths, and areas for improvement.



APPENDIX

DETAILED RESULTS

If you want to analyse further the performance of the universities in your country you can click the following links.

The below links lead directly to the national results pages where we pre-filtered the universities in your country into one list (for the university as a whole and for the subject areas included in U-Multirank so far). You can use the table to produce national rankings (see image below), or for personalised interactive analyses with the data.

If you're interested in tailor-made tables (institutional level, subject level, or with a specific focus in mind, such as internationalisation), please contact us, at info@umultirank.org. These links are also accessible via your country's 'Study in' page.

University <small>Your selection: 164 universities</small>											
<small>Level of study: bachelor, master Regions: United Kingdom,</small>											
<small>8.9.2021 dev.umultirank.org</small>											
Teaching & Learning		Research		Knowledge Transfer		International Orientation		Regional Engagement			
<small>Bachelor graduation rate</small>	<small>Graduating on time (masters)</small>	<small>Citation rate</small>	<small>Research publications (size-normalised)</small>	<small>Co-publications with industrial partners</small>	<small>Patents awarded (size-normalised)</small>	<small>Student mobility</small>	<small>International joint publications</small>	<small>Bachelor graduates working in the region</small>	<small>Regional joint publications</small>		
Imperial College London	UK	A	-	A	A	A	A	-	A	-	A
King's College London	UK	A	-	A	A	A	A	-	A	-	A
University College London	UK	A	-	A	A	A	A	-	A	-	A
Queen Mary, University of London	UK	B	-	A	A	A	A	-	A	-	A
University of Surrey	UK	B	-	A	A	A	A	-	A	-	A
University of Liverpool	UK	A	-	A	A	A	A	x	A	-	C
University of Birmingham	UK	A	-	A	A	A	A	-	A	-	D
University of Bristol	UK	A	-	A	A	A	A	-	A	-	D
University of Cambridge	UK	A	-	A	A	A	A	-	A	-	D
Cardiff University	UK	A	-	A	A	A	A	x	A	-	D

U-Multirank's National University Rankings 2021-2022 – United Kingdom

- [Institutional Rankings](#)

- [Pharmacy \(updated\)](#)
- [Psychology \(updated\)](#)
- [Social Work \(updated\)](#)

U-Multirank's Subject Rankings 2021-2022 – United Kingdom

- [Agriculture \(NEW\)](#)
- [Veterinary Science \(NEW\)](#)
- [Dentistry \(updated\)](#)
- [Medicine \(updated\)](#)
- [Nursing \(updated\)](#)

* to view, select the respective study subject, then select either 'filter by country', or 'go straight to the comparison'.

Press materials:

- [Advanced press release \(includes graphics and tables for download in Appendix\)](#)
- [FAQ](#)
- [Overview Infographic 2021](#)



WHAT IS U-MULTIRANK?

U-Multirank is a multidimensional, user-driven approach to international ranking of higher education institutions. It compares the performances of higher education institutions – in short: universities – in the five dimensions of university activity:

(1) teaching and learning, (2) research, (3) knowledge transfer, (4) international orientation and (5) regional engagement.

The U-Multirank web tool enables comparisons at the level of the university as a whole and at the level of specific study programmes. Based on empirical data, U-Multirank compares institutions with similar institutional profiles ('like-with-like') and allows users to develop their own personalised rankings by selecting indicators in terms of their own preferences.

Based on the results of a feasibility study covering 150 universities which was carried out in 2010/11, the European Commission decided to fund the implementation of U-Multirank. This roll out is carried out by a consortium led by Professor Frans van Vught of the Center for Higher Education Policy Studies (CHEPS), University of Twente in the Netherlands and Professor Frank Ziegele of the Centre for Higher Education (CHE) in Germany as well as the Centre for Science and Technology Studies (CWTS) from Leiden University and Fundacion CYD. U-Multirank is funded by the European Commission, the Bertelsmann Foundation and Banco Santander. The consortium also works closely with a range of national ranking partners and stakeholder organisations.

The work of the U-Multirank consortium is overseen by an Advisory Board.



Funded by:

| BertelsmannStiftung



CONTACT US

info@umultirank.org
P.O. Box 105
33311, Guetersloh, Germany
Tel.: +49 (0) 5241 9761 58
Fax: +49 (0) 5241 9761 40



WWW.UMULTIRANK.ORG